

Scaled data based on original data using
LM-79-08 Approved Method: Electrical and Photometric Measurements of Solid-
State Lighting Products

Test Report Prepared for
Cooper Lighting Solutions
(formerly Eaton)

Brand: McGRAW-EDISON

Report Number: P200147

Luminaire Tested: **GWC-AF-01-LED-E1-SL4-600**

Issue Date: 3/3/2020

Test Information

Test Method: LM-79-08
Report Number: P200147
TEST IS SCALED FROM IESNA LM-79-08 TEST DATA (P24294)
Test Lab: INNOVATION CENTER P2
Issue Date: 3/3/2020
Manufacturer: COOPER LIGHTING SOLUTIONS (FORMERLY EATON)
Product Line: MCGRAW-EDISON
Catalog Number: GWC-AF-01-LED-E1-SL4-600
Description: GALLEON WALL LUMINAIRE
(1) 70 CRI, 4000K, 615mA LIGHTSQUARE WITH 16 LEDS EACH AND TYPE IV SPILL
LIGHT ELIMINATOR OPTICS
Light Source: -
Ballast/Driver: ELECTRONIC DRIVER

Summary

Lumens per Lamp: N/A
Luminaire Lumens: 4071.3 lumens
Efficiency: N/A
Efficacy: 119.7 lumens/watt
Luminous Opening: Rectangular (W 0.5' x L: 0.5' x H: 0')
IES Classification: Type IV - Short - Semi-Cutoff
BUG Rating: B1 - U0 - G2

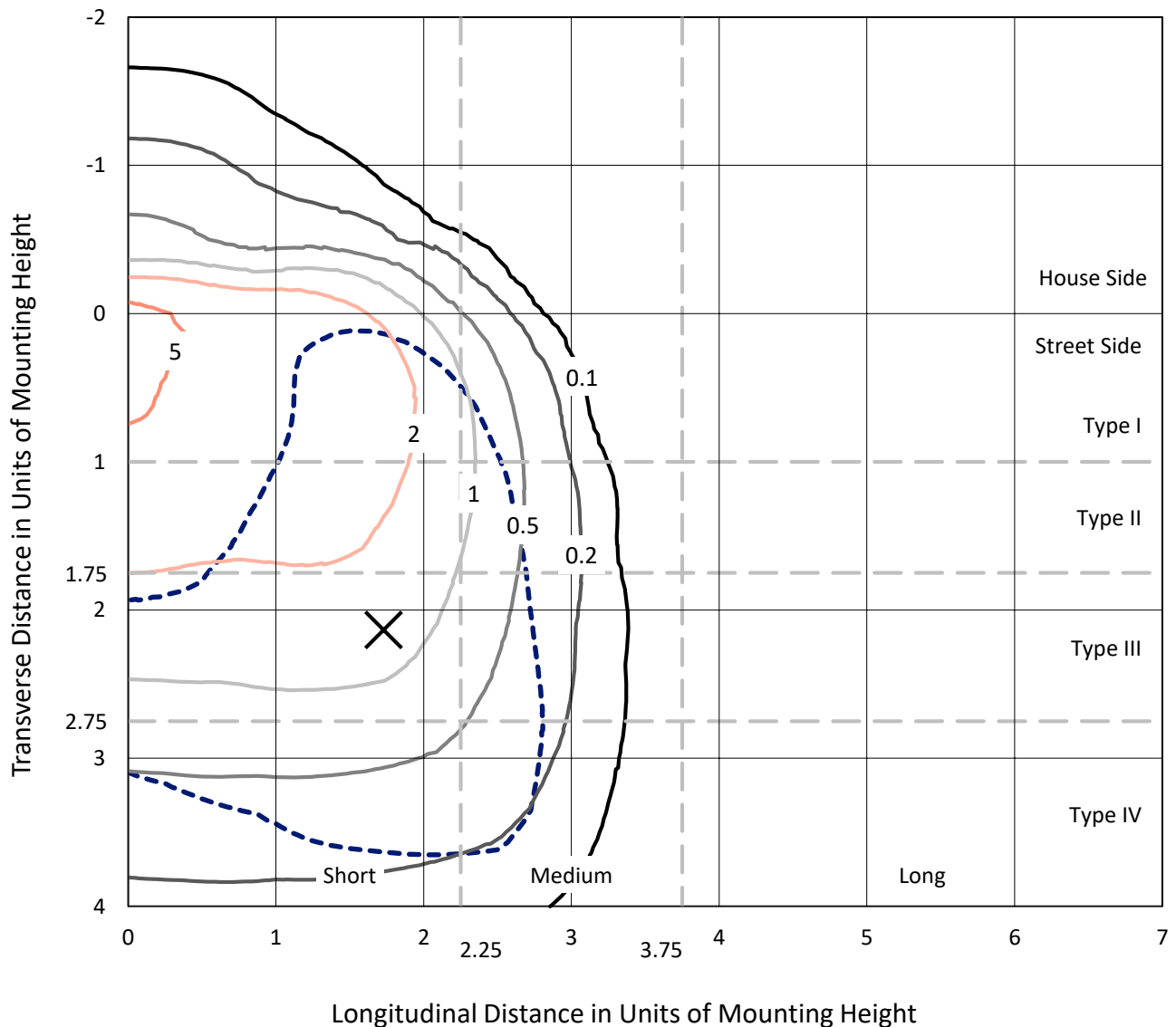
Input Watts (W): 34
Input Voltage (V): NR
Input Current (Ain): NR
Voltage Rise (V): NR
Power Factor: NR
Total Harmonic Distortion (THDi): NR
Frequency (hertz): 60
Stabilization Time: NR
Operation Time: NR
Ambient Temperature (°C): NR
Test Distance: 25 FT



REPORT NUMBER: P200147
 CATALOG NUMBER: GWC-AF-01-LED-E1-SL4-600

Iso-Footcandle Lines of Horizontal Illumination

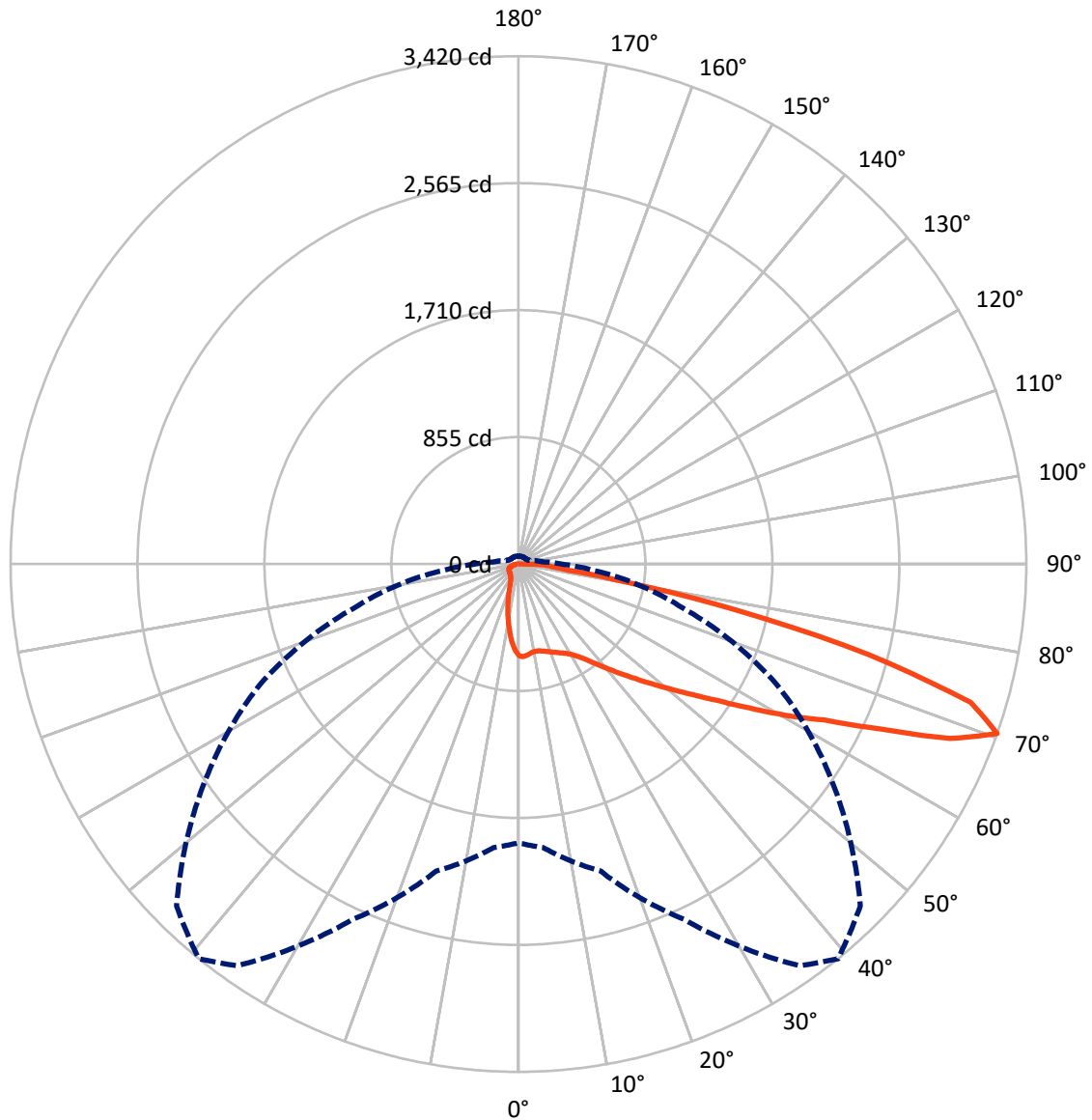
✕ Max cd
 - - - 1/2 Max cd



Based on 10 foot mounting height. Maximum calculated value = 6.2 fc
 Type IV - Short - Semi-Cutoff

REPORT NUMBER: P200147
CATALOG NUMBER: GWC-AF-01-LED-E1-SL4-600

Luminous Intensity Polar Plot



— Vertical Plane Through 39-Deg Lateral - - - Horizontal Cone Through 70-Deg Vertical

REPORT NUMBER: P200147

CATALOG NUMBER: GWC-AF-01-LED-E1-SL4-600

FLUX DISTRIBUTION:

		Downward	Upward	Total
House Side	Lumens	463.1	0.0	463.1
	% Fixture	11.4	0.0	11.4
Street Side	Lumens	3608.3	0.0	3608.3
	% Fixture	88.6	0.0	88.6
Total	Lumens	4071.3	0.0	4071.3
	% Fixture	100.0	0.0	100.0

Coefficient of Utilization

ZONAL LUMENS:

Zone	Lumens	% Fixture
0°-10°	53.0	1.3
10°-20°	132.6	3.3
20°-30°	206.4	5.1
30°-40°	321.6	7.9
40°-50°	539.9	13.3
50°-60°	857.7	21.1
60°-70°	1144.1	28.1
70°-80°	690.9	17.0
80°-90°	125.0	3.1
90°-100°	0.0	0.0
100°-110°	0.0	0.0
110°-120°	0.0	0.0
120°-130°	0.0	0.0
130°-140°	0.0	0.0
140°-150°	0.0	0.0
150°-160°	0.0	0.0
160°-170°	0.0	0.0
170°-180°	0.0	0.0
0°-90°	4071.3	100.0
0°-180°	4071.3	100.0



REPORT NUMBER: P200147

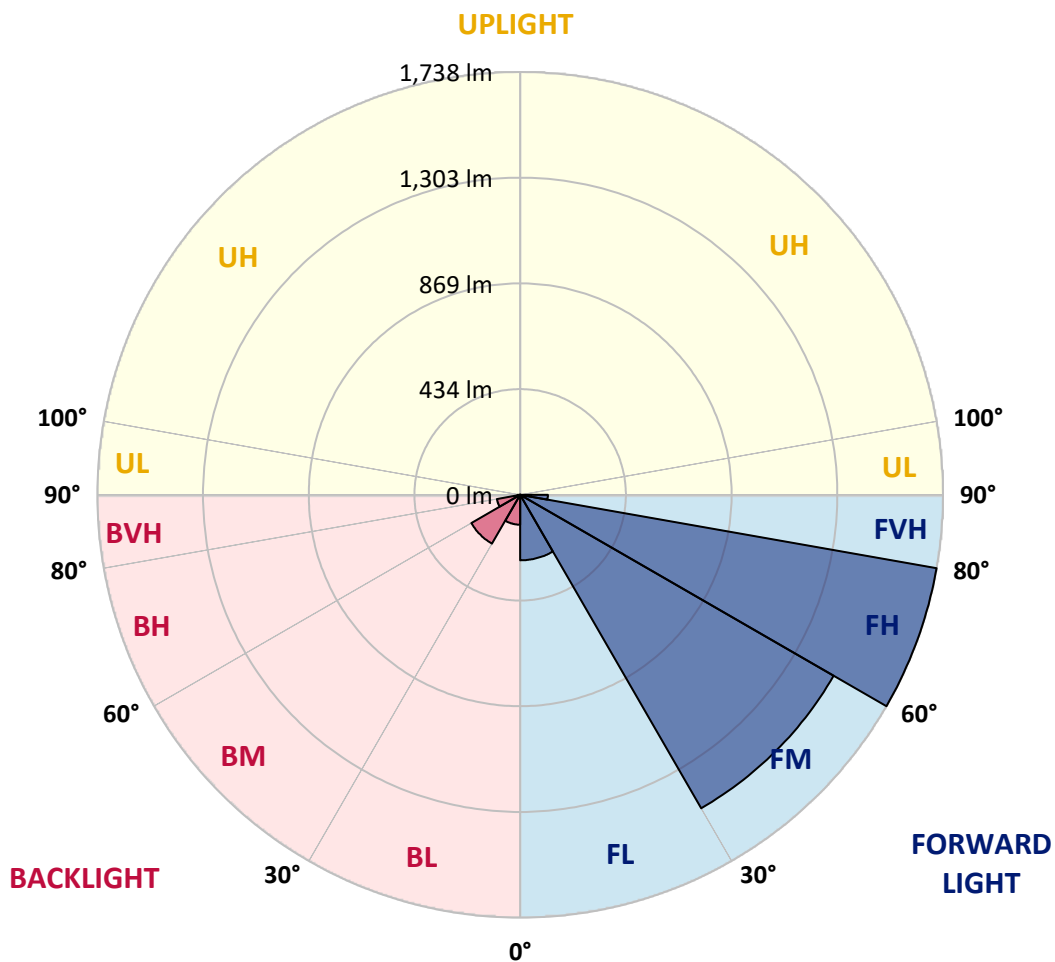
CATALOG NUMBER: GWC-AF-01-LED-E1-SL4-600

LUMINAIRE CLASSIFICATION SYSTEM LUMEN TABLE AND BUG RATING:

Zone		Lumens	% Fixture	Zone Rating/Lumen Limit		
				B	U	G
FL	(0°-30°)	269.2	6.6			
FM	(30°-60°)	1487.5	36.5			
FH	(60°-80°)	1737.8	42.7			G1/1800
FVH	(80°-90°)	113.8	2.8			G2/225
BL	(0°-30°)	122.8	3.0	B1/500		
BM	(30°-60°)	231.7	5.7	B1/1000		
BH	(60°-80°)	97.2	2.4	B0/110		G0/110
BVH	(80°-90°)	11.3	0.3			G1/100
UL	(90°-100°)	0.0	0.0		U0/0	
UH	(100°-180°)	0.0	0.0		U0/0	

BUG Rating: B1-U0-G2

Type IV Short





REPORT NUMBER: P200147

CATALOG NUMBER: GWC-AF-01-LED-E1-SL4-600

CANDELA DISTRIBUTION (FULL):

	0°	5°	15°	25°	35°	39°	45°	55°	65°	75°	85°
0°	618.1	618.1	618.1	618.1	618.1	618.1	618.1	618.1	618.1	618.1	618.1
2.5°	630.1	629.9	628.2	627.0	625.9	625.5	626.4	623.3	620.6	617.2	613.8
5°	625.3	625.1	622.5	619.9	617.5	616.6	616.4	610.8	607.5	602.5	596.0
7.5°	620.1	619.1	615.6	611.5	607.1	605.1	603.0	595.8	592.0	587.1	579.4
10°	614.8	613.6	610.2	606.1	601.9	598.8	595.4	588.3	584.3	580.6	571.7
12.5°	609.2	608.1	607.3	605.5	602.5	599.9	597.2	591.2	587.1	582.7	572.3
15°	608.3	607.9	609.8	611.0	609.4	607.7	604.9	599.7	595.4	591.0	577.6
17.5°	615.0	614.8	619.5	622.9	622.1	619.1	615.2	609.4	605.9	602.1	585.4
20°	629.5	630.5	636.3	640.7	636.5	632.4	625.9	617.9	616.0	614.4	593.4
22.5°	656.8	657.9	662.0	663.6	652.8	646.9	638.0	627.6	626.4	627.6	603.2
25°	699.5	698.4	697.8	691.6	671.9	662.6	651.2	640.5	641.1	646.7	616.8
27.5°	756.0	750.3	741.6	723.0	691.8	681.4	667.6	657.7	661.5	672.3	637.3
30°	814.6	808.3	788.3	757.8	717.9	706.4	691.0	679.8	690.1	707.1	664.7
32.5°	868.8	868.0	838.5	799.4	753.9	744.0	728.4	715.8	732.5	758.4	705.6
35°	927.9	929.9	894.7	847.6	802.5	792.2	781.0	771.5	793.8	829.4	765.1
37.5°	991.3	995.0	953.4	900.4	858.1	853.7	847.0	842.9	877.5	926.7	848.0
40°	1075.9	1072.3	1014.5	960.0	926.1	925.9	923.8	928.8	986.3	1053.8	954.7
42.5°	1166.7	1155.6	1079.3	1024.0	1000.9	1007.9	1012.0	1032.3	1117.4	1208.2	1084.6
45°	1264.4	1239.7	1146.5	1091.7	1083.8	1098.8	1112.8	1157.0	1271.6	1384.0	1227.0
47.5°	1342.4	1318.6	1216.1	1162.7	1179.9	1202.5	1229.6	1299.4	1444.2	1565.5	1367.6
50°	1403.9	1388.3	1286.3	1245.5	1285.6	1320.4	1364.7	1460.6	1623.9	1742.3	1497.8
52.5°	1463.4	1451.9	1357.0	1330.3	1409.8	1457.9	1518.2	1633.7	1808.2	1916.2	1607.4
55°	1517.2	1509.1	1433.3	1436.1	1556.0	1618.5	1694.3	1830.7	2008.9	2071.2	1700.0
57.5°	1577.9	1567.4	1520.2	1568.8	1743.7	1824.8	1923.5	2052.1	2197.3	2209.1	1770.6
60°	1639.0	1629.9	1616.7	1722.0	1982.2	2067.5	2160.9	2266.9	2388.3	2316.1	1766.5
62.5°	1692.0	1693.0	1716.4	1882.8	2215.7	2314.4	2428.3	2533.0	2561.2	2334.7	1635.9
65°	1781.9	1798.1	1867.9	2110.6	2544.4	2676.4	2816.2	2799.4	2609.0	2160.7	1355.8
67.5°	1888.7	1917.4	2058.8	2414.0	2959.8	3135.1	3189.3	2859.7	2417.5	1756.4	966.5
70°	1877.8	1917.4	2141.1	2640.2	3302.2	3419.8	3255.8	2588.1	1919.7	1147.3	513.3
72.5°	1667.6	1724.1	1973.3	2536.5	3194.4	3184.0	2826.5	1929.4	1140.6	460.7	200.6
75°	1270.9	1328.1	1542.5	2004.0	2524.7	2437.8	2005.6	1065.8	432.8	183.0	126.4
77.5°	731.1	775.4	941.0	1229.0	1601.7	1512.5	1116.3	474.0	210.7	127.5	98.7
80°	408.2	432.8	533.5	623.5	784.9	719.5	499.5	294.5	157.3	92.6	76.2
82.5°	322.7	344.6	431.4	393.3	358.5	330.8	286.9	262.3	125.6	58.4	45.5
85°	281.9	302.8	365.2	309.6	244.9	224.6	233.0	258.1	97.7	35.2	38.9
87.5°	261.3	289.2	325.4	238.7	190.7	168.9	215.0	282.9	31.5	21.9	15.8
90°	0.0	0.0	0.0	0.0	0.0	0.0	0.0	0.0	0.0	0.0	0.0



REPORT NUMBER: P200147

CATALOG NUMBER: GWC-AF-01-LED-E1-SL4-600

CANDELA DISTRIBUTION (continued):

	90°	95°	105°	115°	125°	135°	145°	155°	165°	175°	180°
0°	618.1	618.1	618.1	618.1	618.1	618.1	618.1	618.1	618.1	618.1	618.1
2.5°	610.6	607.3	601.9	597.2	589.7	585.8	581.4	578.4	575.8	573.8	577.1
5°	591.8	585.6	574.2	562.0	547.5	536.1	526.6	517.7	511.5	507.4	510.2
7.5°	574.0	563.9	546.1	524.0	499.1	477.9	460.5	445.3	434.7	427.9	430.6
10°	563.9	551.3	523.8	489.0	452.2	419.4	392.1	368.5	352.1	342.8	344.2
12.5°	561.4	545.0	507.0	459.1	409.0	363.2	324.8	292.1	269.1	257.1	257.5
15°	563.2	542.4	491.2	430.6	367.2	309.4	261.5	221.7	195.0	181.4	181.2
17.5°	566.3	540.2	474.6	399.7	324.8	257.7	204.1	165.2	141.6	130.6	129.8
20°	569.7	536.9	456.0	366.4	280.7	209.7	159.8	129.4	114.5	108.4	108.0
22.5°	574.4	534.1	436.8	331.2	237.4	170.7	131.4	111.0	103.1	99.9	99.5
25°	582.1	532.7	416.2	294.5	198.6	142.8	114.5	101.9	97.3	95.2	95.0
27.5°	594.9	534.7	397.0	258.9	166.8	124.0	105.0	97.3	94.0	92.1	91.9
30°	611.5	541.1	376.8	225.3	142.2	111.2	99.1	94.2	91.5	89.6	89.6
32.5°	639.0	551.9	355.4	196.0	124.6	102.3	94.8	91.5	89.2	87.8	87.6
35°	679.5	572.1	335.5	171.9	112.0	95.9	91.0	88.6	87.0	86.1	86.1
37.5°	738.6	604.3	317.9	154.5	104.3	91.5	87.6	85.7	84.7	84.7	84.7
40°	817.8	648.6	303.7	142.8	99.9	88.4	84.9	83.4	82.8	83.0	83.0
42.5°	915.7	706.0	294.1	134.7	97.9	86.5	83.0	81.7	81.1	80.9	81.1
45°	1027.3	771.5	293.1	128.8	95.9	85.3	81.7	80.5	79.3	78.5	78.5
47.5°	1135.8	837.9	301.6	126.6	93.6	83.9	80.7	79.5	77.6	75.8	75.8
50°	1231.6	894.5	313.0	127.5	92.8	81.7	79.1	78.5	75.6	73.4	73.2
52.5°	1307.8	937.9	322.3	130.0	93.6	80.3	77.0	77.2	74.1	71.8	71.6
55°	1368.9	966.5	319.8	132.5	95.4	79.5	75.2	75.6	73.0	70.8	70.8
57.5°	1395.6	955.9	292.3	130.4	96.9	79.7	73.7	75.4	73.2	71.2	71.2
60°	1338.2	862.1	240.7	121.3	95.0	79.1	73.0	76.2	76.0	73.9	73.7
62.5°	1164.7	694.3	186.7	107.8	88.6	76.0	71.4	76.0	78.3	77.6	77.4
65°	897.7	494.5	142.6	93.4	79.9	70.8	67.1	71.2	74.3	75.2	75.0
67.5°	582.7	303.0	109.9	79.7	70.2	64.8	61.5	63.3	63.9	63.9	63.5
70°	286.5	163.2	87.6	67.1	60.3	58.4	56.5	55.4	54.4	53.6	53.6
72.5°	141.4	106.6	72.0	56.7	52.0	51.1	50.7	49.5	48.7	47.6	47.2
75°	104.5	86.7	61.3	47.8	44.7	43.9	44.7	43.7	43.5	42.7	42.2
77.5°	85.9	73.9	52.8	41.0	38.3	36.8	38.1	38.3	38.5	37.2	36.8
80°	69.8	62.5	44.1	34.0	31.5	30.4	31.3	32.9	33.3	31.5	30.6
82.5°	50.3	51.1	35.6	26.5	24.4	23.6	25.3	27.3	27.7	25.1	24.4
85°	42.2	42.7	27.3	18.8	16.8	15.5	18.2	20.3	21.7	19.0	18.4
87.5°	17.6	25.1	15.8	10.5	9.3	8.1	9.7	10.7	13.0	12.0	11.8
90°	0.0	0.0	0.0	0.0	0.0	0.0	0.0	0.0	0.0	0.0	0.0

(END OF REPORT)